

## **Carol Norquist** **Director**

As the light is coming back, I am so excited about the possibilities of this year's gardening. I will soon be starting seeds and driving my husband crazy with plants all over the house. It is always a hopeful time of the year. I need to find my notes from last year to see what I did, what I want to do differently, and what I want to try. I am always amazed at what our clubs do and have had great fun reading Pacific Region Facebook pages and newsletters. There is a lot of creativity in the region. Keep up the good work.

**The** Board of Directors thought it would be fun to have a brick in the NGC Path of Success. This project of National Garden Clubs is to install a pathway on the grounds of headquarters. "Roughly 1/4 mile long, the Path of Success will be a walking path and will link to the Missouri Botanical Gardens, spreading more awareness of NGC than ever before. This project will also serve as an educational platform, showing the rich history and mission of NGC." Go to the home page of the Pacific Region ([www.pacificregiongardenclubs.org](http://www.pacificregiongardenclubs.org)) if you would like to contribute towards the PR paver. You can also get your own brick by going to the home page of NGC and clicking on the "Path of Success" tab.

**Information**, registration, and tentative schedules for the Pacific Region convention in Alaska will hopefully be out by the end of February. The dates are August 21-23<sup>rd</sup>. The convention is not being held at a hotel, but at the BP Energy Center (a community site for non-profit organizations). There are several hotels

nearby, but we have booked discounted rates at the one directly across the street: Residence Inn Anchorage Midtown. They will hold rooms until July 18<sup>th</sup>, but there are a limited number. However, you don't have to use this hotel. The rooms are suites with living room, kitchens, bedrooms, etc. and can hold several people. Go to: [www.marriott.com/en-us/hotels/ancri-residence-inn-anchorage-midtown](http://www.marriott.com/en-us/hotels/ancri-residence-inn-anchorage-midtown) to see what the rooms are like. You can use this link to reserve rooms - stays between August 19<sup>th</sup> and August 25<sup>th</sup>. The link to reserve rooms is: [www.marriott.com/event-reservations/reservation-link.mi?id=1697074814246&key=GRP&app=resvlink](http://www.marriott.com/event-reservations/reservation-link.mi?id=1697074814246&key=GRP&app=resvlink) They have Anchorage Garden Club on the page, but it is the Pacific Region Convention. We have selected the dates to coincide with the Alaska State Fair and its giant vegetables. There will be post-convention small group tours to the Fair or to the Wildlife Conservation Center. This year we will also have the option of registering and paying online as well as mailing your registration.

**The** Pacific Region has a calendar of events for the region. You can access this either on our Facebook page or the website home page. Events such as conventions, flower shows, Blue/Gold Star dedications, Arbor Day plantings, NGC schools/symposiums, larger public events, etc., but not individual club meetings can be submitted by going to the home page of the website (towards the bottom of the page). You can also subscribe to the WACONIAH newsletter and get it sent directly to your email by signing up on the home page.

I look forward to this new gardening year and hope you will make it to Alaska in August.




## *National Garden Clubs Inc.*

Carol Norquist

The Permanent Home And Endowment Trustees have approved the addition of a walking path to the NGC grounds: The NGC Path of Success. Roughly 1/4 mile long, the Path of Success will be a walking path located on the grounds of NGC's headquarters in St. Louis, Missouri and will link to the Missouri Botanical Gardens, spreading more awareness of NGC than ever before. This project will also serve as an educational platform, showing the rich history and mission of NGC. There is a smaller paver size (\$250) for individuals and clubs (order on the website) and a larger paver for states. You can also just donate on the website for the project. For more information go to <https://gardenclub.org/ngc-path-success>

Susan Miner, New England Region Director reports: "You may not be aware that the NGC property abuts the beautiful Missouri Botanical Garden. There is no fence dividing the two properties, so visitors to the garden sometimes wander onto the NGC land. Also, NGC has started to rent the property for functions - the first was a wedding this fall. This serves several purposes - to utilize our physical assets more fully, to create a new revenue stream, and, most importantly, to educate the public about garden clubs and our mission. The project is to create a pathway for those and others to walk to view our gardens and trees adding signage to educate them on NGC."





**Judy Kennedy  
President**

### **Happy New Year NGC Pacific Region!**

Over the past two years, a Strategic Planning Committee met to determine the future direction of AFGC (Arizona Federation of Garden Clubs) and develop a plan to achieve our goals. Several initiatives were identified with a common need requiring us to improve the effectiveness of our social media outreach. A dedicated group of members has been meeting and working (with help from a developer) to produce a new website that is user friendly with current event information, added member resources, limited personal information, interactive online forms, online payment, and resource information for the public. Blogs have replaced our former newsletter. The website went live in December, and we are already seeing the benefits in connecting with potential new members. We also reactivated our Facebook page and are connecting with online garden clubs. The structure of garden clubs is changing. With more young members now working, meetings need to be adjusted to evenings or weekends or occur online. As a result, social outreach, interaction, and connection have become exceedingly important and are key to helping ensure that Garden Clubs remain vibrant and relevant. We hope we are on our way to meeting these needs.

We have two upcoming flower shows. On February 3-4, we will help Boyce Thompson Arboretum in Superior, AZ celebrate their 100<sup>th</sup> anniversary with *A Century of Design*, an NGC Small Standard Flower Show. Tucson will also be holding a Small Standard Flower Show, *Sonoran Desert Awakening* on March 23-24. A new Blue Star Memorial will be dedicated in Kingman, AZ in June. Mixed in with all regular Garden Club activities, we have an enthusiastic team that has been planning for the Pacific Region Convention in April 2025 in the Phoenix area. We can't wait to welcome everyone to Arizona!





Let's Get Down & Dirty with 

# Gardening School

## Courses 1 - 4

**GARDENING SCHOOL COURSE CONTENT**

**Course 1** – Botany, Soils, Techniques for Growing Outdoor Flowers, Plant Propagation

**Course 2** – Plant Diseases, Garden Pests, Irrigation and Water, Lawn Alternatives and Growing Grass, Growing Fruits, and Growing Vegetables

**Course 3** – Factors that influence Plant Growth, New Plant Development and Evaluation, Container Gardening Outdoors, Houseplant Basics, Native Trees, and Shrubs

**Course 4** – Plant Classification and Nomenclature, Outdoor Identification of Plants, Specialized Garden Styles, Techniques of Growing Woody Ornamentals, and Pruning



**Sponsored by**  
Hill & Dale District  
Tacoma, Wa

**Save the Dates!**  
April 29-30 & October 28-29 2024  
April 28-29 & October 29-30 2025

Contact  
Kathy Johnson  
kathyj16@msn.com

Kathy Johnson  
Hill & Dale District Director  
Washington State  
[kathyj16@msn.com](mailto:kathyj16@msn.com)  
253-847-4933

### Parliamentary News

By Greg Pokorski, Pacific Region Parliamentarian

**I am** sometimes asked by Garden Clubs how long they need to keep their minutes. Organizations need to keep minutes **forever** (for the life of the organization). Minutes can be amended forever. They are the organization's permanent legal record and can be called into court if there is ever a lawsuit.

**The** National Council of Nonprofits says they should be kept permanently.

*Robert's Rules of Order* says that "The minutes should be kept in a substantial book or binder" and I don't find that it says forever or permanently, but it is implied that they be **kept** and says that errors or material omissions can be corrected "even many years later" – implying that the minutes are always available.

**Some** parliamentary experts (such as Jim Slaughter) say "the minutes are often grouped for some period – such as a year or decade – in a book or binder called the **minutes book**. Past minutes should also be scanned or backed up on a computer for protection." Don't just rely on electronic/digital records. Where would you be if your records are on floppy disks?


**And remember that State laws outrank bylaws. State laws may require that minutes be kept forever.**

Conservation Chairman's Report  
Stan Chiotti

January 2024

- ✦ Water water everywhere, but not a drop to drink. This saying is becoming alarmingly true.
- ✦ 97% of the Earth's water is salt water, 3% is fresh water. However, two-thirds of the fresh water is
  - ✦ tied-up in icecaps and glaciers, making it inaccessible. With our ever-increasing world population,
  - ✦ there is a greater demand for the less than 1% of the Earth's water that is usable.
- ✦ All is not lost. Corporate industries, educators, political leaders, and scientists are working on solutions. Desalination plants remove salt and minerals from water. 300 million people get their drinking water from this method. Reclaimed water from sewage plants is being used for irrigation or to recharge groundwater aquifers. Large scale drip irrigation is being used in commercial agriculture, as well as back yard gardening, to cut down on water usage. Rainwater harvesting is a cost-efficient system of collecting rainwater from roofs or parking areas. Barrels or bioswales allow the water to be stored and used later to water lawns or plants. It also reduces the strain on storm water systems during heavy downpours.
- ✦ What can individuals do to reduce water usage, while saving money at the same time? Install water flow restrictors in showers and sink faucets. Wait until you have a full load of clothes or dishes before you start the machine. Think of the amount of water that is used for fill and rinse cycles every load. Take shorter showers. Water lawns 1 inch once a week, or not at all during the summer. The grass will green back up with the fall rains.
- ✦ If every person on Earth could save at least one gallon of water a day, that would add up to three trillion (3,000,000,000,000) gallons of fresh water a year. Do your part. Our future depends on it.





### Woodpeckers of the Pacific Region of Garden Clubs

*Woodpeckers* are a unique and interesting group of birds that occupy forest regions

and play a very important role in the forest ecosystem. Woodpeckers belong to the *PICIDAE* family. They are named after their way of knocking and drumming their beaks against the sides of trees and other objects.

Woodpeckers are well adapted for a life on tree trunks and limbs. They have stiff tail feathers which act as a brace for moving along vertical tree trunks and have two toes pointed forward and two toes pointed backward which helps them get a firm grip on the tree bark. They have sharp, curved claws. Woodpeckers have chisel-like bills coupled with strong neck and head muscles. These adaptations give them the ability to chip away bark and wood to uncover insects for food as well as create nesting cavities. Their extremely long, barbed tongues enable them to spear insects hidden deep in small holes. Woodpeckers are known as ecosystem engineers as they excavate cavities in trees that other bird species and mammals use for nesting and shelter. Sap Suckers are essential because the sap wells they drill provide food for many other birds, insects, and mammals.

Woodpeckers play an important economic role as wood and saw logs are very valuable in many states. Woodpeckers consume large number of wood boring and other insects that are inaccessible to other birds.

There are 300 species of Woodpeckers in the world and 22 species found in the United States. California has more Woodpeckers than any another state with 15. Hawaii has one Woodpecker.

Most Woodpeckers are residents and can be seen in the same area throughout the year. Most of the migratory species move relatively short distances but seven Woodpeckers do migrate South for the winter. Sapsuckers tap into trees for sap. They drill small square holes in rows around the trunk. These holes act as miniature wells. These birds also eat the insects that are attracted to the flowing sap. Sapsuckers have long tongues with special brush-like tips to eat the fluid.

Lewis's Woodpecker: named after Meriwether Lewis who discovered the bird on his expedition in the West. Habitat: pine forests and forest areas that have been burned. They store acorns and nuts in tree crevices. They mostly feed by catching insects in midair. Broad rounded wings give their flight a graceful crow-like quality. They migrate South by flying through the night. This Woodpecker risks going extinct as it is threatened by forest practices such as logging, fire suppression and overgrazing.

Northern Flicker: Drum on trees often as a form of communication. They have a less chisel-like bill and eat ants and other invertebrates from the ground by picking through leaves and dirt. This colorful bird also picks insects off of tree trunks and branches and eats berries, fruit, sunflower seeds and thistle. Habitat: forest edges, woodlands, suburbs, parks, and sparsely treed open fields.

Acorn Woodpecker: Habitat: Pine or Oak forests. They take acorns and store them in holes of trees or telephone poles by jamming them in so they become difficult to remove by thieves. They live in large groups and the members of their group or family guard the caches of nuts. No other Woodpecker behaves this way.

Pileated Woodpecker: The largest species of Woodpeckers in North America. They prefer large deciduous or coniferous trees in mature forests for nesting. Primary food is carpenter ants but they also eat beetle larvae, termites, other insects, fruits, and nuts. They are capable of drilling massive holes in trees. They have loud clucking calls. Males and females have red crowns. The color on males extends all the way down to their long bills.

Red naped Sapsucker: Breed in mixed forests of birch, aspen, ponderosa pine, juniper, Douglas-fir, or willows. During breeding season they are in Northern California and winter in areas of Southern California. Males have entirely red chins while females have a white patch on the chin. They drink sap from aspen, birch or pine.

Red-headed Woodpecker: Both males and females exhibit the same look: Bright-red heads, white underparts, and black backs with white patches on the wings. They catch insects in flight and hunt for them on the ground. They have a chisel-like bill to drum on trees.

White-headed Woodpecker: Habitat: mountain forests where pine trees are abundant, forests with open canopy and recently burnt areas. Instead of drilling into wood, they use their bills to flake away bark, and probe pine needle clusters to find food. They eat pine seeds and cones of Ponderosa, Jeffrey, Coulter and Sugar Pine trees. Both male and female incubate the eggs. They are on the Oregon conservation list due to loss of the Ponderosa pine.

Arizona Woodpecker: Only found in two states, Arizona, and New Mexico. Habitat: Mature pine and oak forest. They feed on various insects, larvae, nuts, and berries. Breeding season is between March and May. They nest in excavated cavities of dead wood.

Yellow-bellied Sapsucker: Only females have actual yellow bellies; males have pale yellow hues on their throats. The birds drill wells in

aspen, birch, maple, beech and elm. Many choose the same tree for nesting that they use for drilling. They are migratory.

Williamson's Sapsucker: Nests in open coniferous and mixed woodlands especially mature forest with pine, larch, Douglas fir and aspen. They are named for engineer and Army Colonel Robert Stockton Williamson. Male and female look so different it wasn't until 1873 that ornithologists realized they were the same species. Males are mostly black with a yellow belly, white patches on wings and bright red throat. Females have pale brown head with black and white banding on the body. They drill sap wells but also eat insects, fruit, and plant material such as cambium.

Downy Woodpecker: Smallest Woodpecker. Males have a red patch on the back of the head. Diet: insects, ants, beetle larvae, caterpillars, corn earworms, acorns, grain, and berries. Wooden fence posts are being replaced by metal fencing which reduces nesting site availability and could be a minor threat. Special feathers around their nostrils keep them from breathing in wood chips.

Ladder-backed Woodpecker: Prefer living in deserts, desert scrub and thorn forest where cacti are present. They can forage among the thorns and spines of cholla, mesquite and prickly pear. They are also found in pinyon pine and pinyon-juniper forest. Common at suet feeders, they eat mealworms, peanut butter, and sunflower seeds. They nest in dead trees.

Gila Woodpecker: Famous for its ability to survive in the treeless desert habitat in southwestern states of California, Arizona, and New Mexico. Nests are excavated in Saguaro cactus. The cacti provide food and shelter. Diet consists of insects, berries, and cactus fruit. After the Woodpecker has moved on, their holes are taken over by many other bird species.

Red breasted Sapsucker: Resides in coniferous forests of the Sierra Nevada and the Pacific Coast, in pine forest interspersed with aspen and alder. They have a dramatic profile with a brilliant scarlet head and checkerboard pattern on the back. Diet: insects, tree sap and fruit.

Gilded Flicker: Found only in Southern California and Baja near border of Arizona and Nevada. Habitat: Saguaro cactus forests of the Sonoran desert. Gilded Flickers look like the Northern flicker but have golden yellow tail feathers. Population is steadily declining.

Black-backed Woodpecker: Inhabits conifers to feed on larvae. Found in recently burned coniferous and deciduous forests where they feed on wood-boring beetles, other insects, spiders, fruits, and nuts. This Woodpecker has 3 toes and also known as the Arctic 3-toed Woodpecker. Solid black plumage helps them blend into charred trees.

American Three-Toed Woodpecker: Habitat: Young burned forest areas, bark beetle outbreaks and windthrows in western and northern coniferous forests. They forage by flaking or scaling bark from tree trunks, rarely excavating deeply into wood. Males have a yellow crown patch. They are one of two Woodpeckers with 3 toes as the majority of Woodpeckers have 4 toes. Diet: bark beetle larvae especially the spruce bark beetle.

Akiapola'au Woodpecker: Habitat: Dry and mountainous moist high elevation forest. This is the only Hawaiian bird species on the island to occupy the Woodpecker niche. It favors the native Koa forest. It forages along the tree limbs to search for insects. It has an extraordinary bill which has a long sickle shaped upper mandible and a short, straight lower mandible. It uses the straight lower part

of beak to peck holes in bark, then, probes with upper bill to extract insects. The native bird is threatened by habitat loss and degradation, predation by introduced mammals and disease. It was listed as endangered in 1967.

Hairy Woodpecker: Found in mature deciduous forests, in woodlots, suburbs, parks, open woodlands of oak and pine, recently burned forests and stands infested by bark beetles. Birds are black and white with unspotted back and long bill. Males have a red head patch. Resident from Alaska and across Canada south throughout United States to Gulf of Mexico. Diet: Larvae of bark beetles, wood-boring beetles, moth pupae, codling moths, ants, and other insects. They excavate nests in dead trees or dead stub of a living tree.

Nuttall's Woodpecker: Named after English botanist and ornithologist Thomas Nuttall in 1843. Habitat: oak woodlands, willows, and cottonwoods of California. They feed on a wide variety of insects, especially beetles, caterpillars, ants and nuts, seeds, fruits and berries.

#### Attracting Woodpeckers to your backyard:

- ✚ Food: High energy Suet feeder, Black oil sunflower seeds
- ✚ Nest Boxes
- ✚ Leave up dead trees if not a hazard
- ✚ Plant native fruit bearing plants, shrubs, and trees. Examples: Service berry, mountain ash, cherry, strawberry, bayberry, grapes, blueberries, apples, mulberry and elderberry

Have a water source available.

***Ann Kronenwetter, PRGC Bird Chairman***





## What's Your State Insect?



### WACONIAH Winter State Insects

Karen Bowen

Pacific Region Butterfly Chairman

Photo: Wikimedia

#1 The Two-Tailed Swallowtail is Arizona's state insect. Black stripes and a small second "tail" on its hind wings make it easy to identify.

Each state in Pacific Region has adopted a State insect. Highlighting an insect helps make the public aware of the importance insects play in pollinating our fruits, flowers, and vegetables. It also encourages the public to learn more about their State's insect.

- **Washington - Green Darner Dragonfly, *Anax junius*. Adopted 1997.**  
Consumes hundreds of flying insects. Males have a green thorax and blue abdomen. Females have a green thorax and reddish-brown abdomen. Its name comes from its body that resembles a darning needle.
- **Arizona - Two-Tailed Swallowtail Butterfly, *Papilio multicaudata*. Adopted 2001.**  
Its caterpillar feeds on cherry, poplar, ash, willow and chokeberry leaves. It has a second small "tail" on the lower edge of each hind wing. To camouflage from predators, the larva resembles bird droppings.
- **California - California Dogface Butterfly, *Zerene eurydice*. Adopted 1972.**  
Its caterpillar feeds on leaves from the mustard family. On their upper wings, males have a yellow pattern that resembles a dog's face that is outlined in black. Their lower wings are yellow. Females have yellow wings with a black dot on each upper wing.
- **Oregon - Oregon Swallowtail, *Papilio machaon oregonia*. Adopted 1979.**  
Its caterpillar feeds on leaves of tarragon sagebrush. In 1976, it was one of four butterflies chosen to be on postal stamps. This led to it being chosen as the state insect in 1972.
- **Nevada - Vivid Dancer Damselfly, *Argia vivida*. Adopted in 2009.**  
It has incomplete metamorphosis (egg-nymph-adult). Nymphs live in water and feed on mosquito and mayfly larvae. Adults catch flying insects for food.
- **Idaho - Monarch Butterfly, *Danaus plexippus*. Adopted in 1992.**  
Its caterpillar feeds exclusively on milkweed. Adults west of the Rocky Mountains migrate to the California coast for the winter, while adults east of the Rocky Mountains migrate to oyamel fir stands in Mexico. Each spring, Monarchs migrate back north.
- **Alaska - Four-Spotted Skimmer Dragonfly, *Libellula quadrimaculata*. Adopted 1995.**  
Its name comes from a short, dark bar running along the upper edge of each wing. School children voted for it to be their state insect. Nymphs have a two-year developmental cycle and feed on insect larvae and tadpoles found in creeks and ponds. Adults feed on mosquitoes, gnats, and midges.
- **Hawaii - Kamehameha Butterfly, *Vanessa tameamea*. Adopted in 2009.**  
It is one of two butterfly species native to Hawaii and lives on all the islands of Hawaii. It is named after the royal House of Kamehameha, the last king of Hawaii who died in 1872. Its caterpillar feeds on nettle plants. Adults feed on sap from Koa trees.

## **Flower Show Schools are Contagious**

IF you have attended a Flower Show School, did you find the urge to quickly mark your calendar when the next school in your area would be available? Oh Yes! FSS can really grow on a person and no wonder, where else can you find so much information that is so valuable. How many garden club members attend a flower show school session just because: they need to help pay the bills; bringing your horticulture to be used for classroom study so you might as well attend it, or the school volunteers need your food to help feed everyone. The atmosphere will grow on you and soon you are hooked. That is what happens to most of us. Even people who attended, and weren't sure about going to the next session of FSS, express so much gladness. Some might need just a small reminder on how much a person gains from a school. It was interesting to hear a story from one attendee: she met so many new friends, she couldn't wait to see them again at the next session! Contagious it is, contagious it was so mark your calendar now for your next nearest Flower Show School. If you haven't ever attended, don't wait! Now is the time. I am so glad someone gave me a little nudge years ago.

**Marva Lee Peterschick**

Pacific Region FSS Chairman 2023-2025.



## Bellevue Botanical Garden in Bellevue, Washington

Sherry Molinari  
Botanic Garden Chairman

Bellevue Botanical Garden is a botanical on Main St. in downtown Bellevue. The garden was established in 1992 and many different organizations work to keep the garden free of charge.

The garden began as a 7-acre gift to the city and has now become a 53-acre public park with multiple gardens.

In 1981, the **Shorts** family decided to donate 7.5 acres of their home with the idea of a public space for the City. From 1984-1991, while the garden was being planned, another 29-acres made the garden 36-acres and the garden opened on June 27, 1992. First, it included the Perennial Border, the Yao Garden, and the Fuchsia Garden. From 1993-2007 more gardens were added including the Dahlia Display, the Waterwise Garden, a Wildflower Garden, an Alpine Rock Garden, the Native Discovery Garden, and the Rhododendron Glen.

An additional 17-acres were purchased in 2006 and a revision of the master plan was made in 2008. Admission is free and in 2017 the garden celebrated 25 years.

The Native Discovery Garden highlights native plants of the Pacific Northwest. These plants have adapted to the environment and require low

maintenance. The purpose was to increase the number of diverse plants. 90% of the plants are Washington specific, with 1000 new plants of 120 species added after July of 2018.

The Perennial Border is the largest public perennial garden in America. The garden is in bloom year-round with plants that grow best in the Pacific Northwest. The Yao Garden is a Japanese themed garden with plants from the Pacific Northwest, Japan, and around the Pacific Rim. Formerly a detention for water, the space now consists of a small river stream surrounded by maples, azaleas, rhododendrons, and viburnums.

Opened in March 2017, the Urban Meadow features grasses, perennials, a wetland, and a mason bee box. Both native and exotic plant species are included in this cultivated meadow for a natural look and year-round highlights. The Urban Meadow is surrounded by the Waterwise Garden, the Iris Rain Garden, and the Rock Garden.

## HERBS, SPICES, AND EDIBLE PLANTS

### PLANT NOMENCLATURE, "WHAT'S IN A NAME?"

Herbs are my new assignment. Each time I am given a writing assignment for a newsletter article, the excitement begins. Usually, I think I know a lot about the new topic. No problem I say, until I begin to think what I am going to write. This time I thought I would write about, "What is an herb?" This became quite an involved topic as I began the research. The first thing that became clear, herbs are separated into many categories. That will have to be a subject for a later issue. The second thing I discovered is that there are many, many more herbs than I ever imagined. Some can be quite dangerous if used improperly. Because of that, I decided we should start off the articles with information about proper names for the herbs. So, whenever possible I will use the scientific name and common name.

Each plant has a scientific name. The graph at the side is a reminder of the classification system. It looks top heavy. It is for our purposes. Most of the time we use the two small boxes at the bottom, Genus and Species when discussing a plant.

We have all heard the popular song, "Going to Scarborough Faire." Let's use the herbs from the song for examples. I am sure you never wondered about the scientific names for the herbs parsley, sage, rosemary, and thyme. Each herb has a genus and species name. Parsley is *Petroselinum crispum*, Sage is *Salvia officinalis*, Rosemary is *Rosmarinus officinalis*, and Thyme is *Labiata vulgaris*.

The scientific or botanical name of a plant consists of two Latin words, a generic or "genus" followed by a "species" name. Thus, every plant has a different combination of generic name and species. The generic name is capitalized and italicized. The species name (or Epithet) is lowercase and italicized. The species name is never capitalized even when it is the name of a person or place. If the plant variety is man-made, a cultivar, the name begins with a capital letter surrounded with single italics.

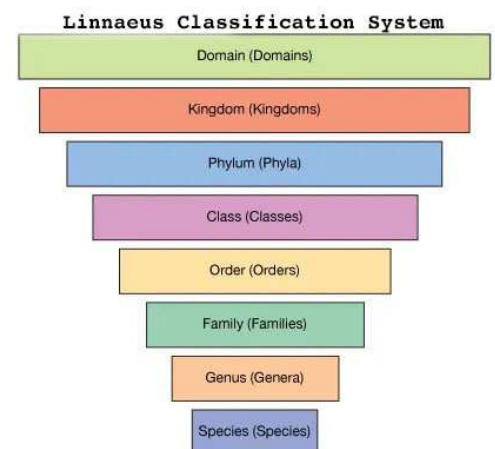
Research continues to shed light on natural plant relationships and variations. When a scientific name has been recently changed, the last scientific name is given below the new name. The word "former" can be enclosed in parenthesis.

This system of scientific names for plants is agreed on internationally. The International Code for Botanical Nomenclature was established in 1935. No two plants can have the same name, nor can one plant have more than one correct name.

**For comments or suggestions, contact me.**

**Judy Unrine, Chairman, Herbs, Spices, and Edible Plants**

[judysgarden01@gmail.com](mailto:judysgarden01@gmail.com) 310-710-0994 - HERBS





## The Pacific Ocean

Oceans cover about 70% of our planet. All of us in the Costa Verde District appreciate the benefit of living so near to the Pacific Ocean. Living so close by, we don't always think of how the ocean is a living being.


One of the significant environmental issues we in the South Bay, Long Beach, and San Pedro face is ocean pollution. We can't always see it, but ocean pollution poses a threat not only to our health and well-being but to our planet.

National Geographic defines marine pollution as, "a combination of chemicals and trash which comes from land sources and is washed or blown into the water." Pollutants are also consciously dumped. Billions of pounds of trash and other pollutants enter the oceans every day. Residential waste is an important pollutant. After a heavy rain, water washes debris, oil, and chemicals from the shore into the ocean. The level of pollution is measured and lifeguards post warnings to swimmers and surfers of the danger. They warn us to stay out of the water.

I don't get to the beach too often, but I have been at the beach after a storm. The water doesn't betray its condition. It hasn't changed color. It doesn't smell, much. For now, the pollution is an invisible threat, yet invisible for how much longer?

It is hard to imagine how large the number of pollutants must be, to close such a vast body of water. An art exhibit at South Coast Botanic Garden puts it in perspective. The Garden recently hosted an art installation of animals that live by and in water titled "Washed Ashore- Art to Save the Sea" created by a non-profit of the same name. The purpose of their mission is to encourage more responsible use of plastics. The animals were created from trash, 38,000 pounds collected by the organization. I was torn seeing the beautiful creatures and then remembering the debris collected from the ocean that formed them.

If you have comments, you can reach me, **Judy Unrine**, at [judysgarden01@gmail.com](mailto:judysgarden01@gmail.com).





## NGC Poetry Contest 2023-2024

Theme:

"I Spy With My Little Eye,  
Something Green Outside -  
Celebrating Our Green World"

### **2023-2024 Contest Rules**

Excite and encourage our Youth to express and explore their creative thoughts through different types of poetry. NGC's Poetry Contest enables our Youth to embrace their creativity through the art of writing. Be imaginative and join the winners to see your poetry in a booklet.

Only regional winners are considered in the judging for national winners. Contest winners will not be allowed to win two consecutive years. All of the winning entries will be compiled into a booklet, which will be made available to the winners.

#### **Eligibility:**

- Special Education: Kindergarten through Ninth Grade.
- English as a second language: Kindergarten through Ninth Grade.
- General Education: Kindergarten through Ninth Grade.

#### **Dates for Submission:**

- Club entries must be sent to YOUR State Youth Chairman; observe your State Deadline.
- State Winners must be sent to Regional Chairman by February 1.
- Regional Winners must be sent to National Chairman by March 1.

#### **Guidelines:**

- All entries must be typed and titled.
- Include name, address, age, grade, and school of participant on the back of entry.
- Sponsoring garden club and state garden club name must also be identified.
- Sponsoring garden club may be that of a grandparent.
- All entries become the property of National Garden Clubs, Inc.
- Poems do not have to rhyme.
- Poems may be traditional verse, acrostics, blank verse, cinquains, diamond poems, limerick, or Haiku.
- The theme should not be used as the title to any poetry. When judging, the title is worth 10 points.

### **Scale of Points**

- Title: 10%
- Content: 40%
- Creativity: 30%
- Style: 20%
- Total: 100%

**Resources or For more information, contact:**

**James Pavelka**, NGC Poetry Contest Chairman

219-942-6793 jamespavelka@comcast.net



## **OREGON IS ON THE MOVE!**

Happy New Year everyone from the 67 clubs and 2,282 members of the Oregon State Federation of Garden Clubs, Inc., and their Officers. We wish you all the absolute best this year.

Now that we are back to regular club meetings and looking forward to the gardening year ahead, I wanted to pass along an idea that has been helping to re-energize my own club. First some background.

As everyone is aware, there has been a focus on recruiting new members to our garden clubs, and to re-energizing the clubs we have. It is not just in Oregon, or the Pacific Region, but is of concern nationwide.

One of the things we hear most often in Oregon is “Invite, Invite, Invite,” and for good reason. The public may not be aware of the different things we do in our clubs if they do not attend a couple of meetings. Inviting friends, relatives, neighbors, and people you meet at the garden store can be a great way to introduce new people to our wonderful clubs and could result in obtaining new members.

But what about the clubs we already have? What about sharing awesome speakers with other clubs? Or what about inviting another club to come and hear a special speaker? Maybe a speaker who is coming from a long distance would come to a meeting if they knew more than one club would be there to hear their presentation.

Some clubs are incredibly lucky in that they have meeting space that would accommodate more people; that is not always the case. I am lucky in that my club’s meeting space will allow for many more people to have a gathering, and that we have a “smaller” club (17). Our space will hold up to about 45.

So far this year (September ’23-June ’24) we have had two speakers who have come from as far away as 60 miles (one way). We invited a club who was in our District but would have been further for the speakers to travel if they chose to do so. Not all the club members were able to attend, but those that did were treated to a great program on an interesting topic, and some yummy snacks. We all had a good time and the speakers (in this case there was a husband and wife) gave their talk to two clubs, making the best use of their time, gas, and presentation.

We took the second “invitation to hear a special speaker” to the next level with a twist on the original idea. We invited the second club to come for the speaker and a potluck-style hot lunch that featured soup and chili and the fixins. We asked them to contribute the dessert. (By asking them to contribute a little something, we almost made sure they would come if they RSVP’d.) Everyone had a great time, and there was a “party atmosphere” at the meeting. The speaker was unable to attend at the last minute, but he sent two replacements and some “treats” that his farm makes in their own kitchens. We missed him, but the two

ladies he sent gave a good program, answered questions, and enjoyed lunch with us (and the treats were yummy!). It worked out well.

My suggestion to clubs? When you have a special speaker, or are doing a special craft project, give some thought to inviting another club if you can. And

be sure to share a treat! Try it, put your own spin on it, you might like it.

My President's Theme is **LEARN, SHARE, GROW.**

Sharing with other clubs makes us all stronger. People *want* to belong to strong clubs.

**Carolyn Olley**  
**OSFGC President**

## Greetings from Boise City and Idaho!

As I write this letter, it is snowing outside my window, the doves, finches, Juncos and other birds are busy at the feeders and a Sharp-shinned hawk occasionally checks in and scatters all the birds.


COVID (*cough*), created a difficult time for Idaho Garden Clubs, not unlike most other areas. Some clubs choose not to meet, a couple disbanded, while others retained their monthly meeting schedules. We failed to gather for annual convention 2020 through 2023.

In 2024, we are planning a convention to meet and renew friendships and to celebrate our many successes. We don't want the higher costs that we are all experiencing to prevent members from attending. So, we are trying something '*new to us*' that hopefully will keep costs down. One of our members near Boise has a larger property on which they have hosted weddings. They are making this 'out in the country' property available for our convention. Some of the local club members are going to make portions of their homes available for those who travel - at least one group of members are going together to rent a B&B. Some field trips are being planned. Not all the details have been determined and we will be deciding those during upcoming meetings. All those planning this event are hopeful this time will prove to be rewarding and productive for all who attend.

I'll try to provide greater detail on how this all works out after our convention in June.

Warm regards,

Tom Martin  
President, Garden Clubs of Idaho, Inc.







## **Pacific Region GEMS Recognize your Super Star**

Illuminate the **super star** who inspires you and your fellow members. Who leads the group with support and enthusiasm. Who is always there with their expertise and helping hands.

OR recognize that **super star**, that has served over the years at all levels and is still very much valued and appreciated.

OR Happy Birthday **super star!**

Complete the form and email to the chairman. Payment can follow by check sent to the chairman or by using the region's new online payment option through a link on the gems form online. Deadline for GEMS recognition in the next *Waconiah* is May 1<sup>st</sup>.

I look forward to hearing from you and learning the names of your **super star**.

<https://pacificregiongardenclubs.org/forms%2Fdocs> Terry Critchlow, Gems Chairman



## **Pollinator Poster contest**

Youth Grades K-6 are invited to enter this regional contest. It is open to kids from the eight western states. It's a fun project to learn about our pollinators.

Each state selects their winners per grade level. The 1<sup>st</sup> place winners per grade level are sent on to regional chairman for selection of the final winners. Check your state's deadline.

This poster was a sixth-grade 1<sup>st</sup> place winner from

Washington State.

*Happy New Year and Happy upcoming Valentine's Day. I hope you find something to enjoy, learn, something creative in this quarter's edition. THANK YOU to everyone who contributed.*

*As a reminder, the next deadlines are:*

*May 2024 due April 15*

*August 2024 due July 15*

*November 2024 September 15*

*Myrna Cabanban*

**PrgcWaconiah@gmail.com**

*Editor*

## Roses 101

Sue Bennett, PRGC Rose Chairman  
 American Rose Society, Active Member  
 Consulting Rosarian (August 2013) CR  
 District Director of the Northern  
 California, Nevada, and Hawaii District  
 (2018 – present) NCNH

Hello Rose Lovers – or by the end of this article you will want to be a rose lover (maybe). I have been growing roses since 2002. We moved from San Jose, California to Granite Bay, California and our front entryway had annuals, which I thought was a pain, since I had to dig them up and purchase new plants to replace them. The NGC Gardening School suggests visiting other yards in your neighborhood to get an idea as to what grows in your area. All I had to do was look toward the street; our house has seven tree roses growing in the front. All white. So, my journey began. I purchased two Mister Lincoln roses. My father-in-law had some in his yard and I fell in love with the scent. My husband does the digging and I help with the planting. (They were planted Sept 2002) They are happy where they are and each year, I get beautiful blooms with a great fragrance. Long story short on Mister Lincoln, I have won Best of Show with him, at a local Garden Club Rose Show and I have won Best Opened Rose at an American Rose Society Sanctioned local Rose Show.

So, I joined a local Rose Society. Well three societies and I have learned tons, that I hope to share with you today and more to come.

At my first rose meeting, someone asked how many roses I had, I knew there were about 15-16. What kind? What kind! I didn't have a clue, I knew seven trees, but that was where my expertise stopped.

Per the American Rose Society there are thousands of roses, divided into three main groups:

- 1) Species (i.e., wild roses)
- 2) Old Garden Roses (classes in existence before 1867) (AKA OGRs)
- 3) Modern Roses (classes not in existence before 1867).

A few examples of Old Garden Roses include Alba, Bourbon & Climbing Bourbon, China & Climbing China, Damask, Moss & Climbing Moss, and Portland.

Modern Roses cover: Floribunda & Climbing Floribunda, Grandiflora and Climbing Grandiflora, Hybrid Gigantea, Hybrid Musk, Hybrid Wichurana, Miniature, Miniflora, Polyantha and Shrubs just to name a few.

Most of us are familiar with Hybrid Tea roses, which is what Mister Lincoln is. When I do presentations, I usually start with identifying what Hybrid Tea is, Floribunda, Grandiflora, etc. For example, Hybrid tea is a tall, single stem rose (sort of what you find at the grocery store or florist). One flower on one stem.

I have learned tons about roses, what to look for when purchasing a rose, how

to grow them, how to prep them for rose shows. I currently have about 500 roses growing in my yard. Feel free to reach out to me if you have any questions or a specific topic you would like to hear more about. I am happy to look up the information and provide

answers. If I don't know I am sure I have rose buds (that's rose experts) who know.

Don't forget to stop and smell the roses.



Gemini (Hybrid Tea, pink blends)  
photo taken by Sue Bennett from her yard

George Burns (Floribunda, yellow blend)  
photo taken by Sue Bennett from her yard



Roses behind the pool area in Sue's yard



Mister Lincoln, (Hybrid Tea, dark red) photo of  
Mister Lincoln, that was planted in 2002 in  
Sue's yard, still blooming



**Washington State Federation of Garden Clubs**  
**Two Gold Star Marker Installations and Board Meeting**  
**October, November, December 2023**



The Washington State Federation of Garden Clubs held its Winter Board Meeting at the 7 Cedars Resort in Sequim, WA on November 14-15, 2023. Hosted by the Olympic Peninsula District, the event was packed with productive meetings, fun activities, beautiful floral designs, and table centerpieces. Attendees enjoyed a delicious Italian buffet dinner on Tuesday evening along with a program presented by the Discovery Bay Wild Bird Rescue. Everyone also enjoyed making Sock Snowmen!



The Port Angeles Garden Club dedicated a Gold Star Byway Marker on October 25<sup>th</sup>, in front of the Captain Joseph House in Port Angeles, WA. It was a moving ceremony appreciated by all.

The Kelso Garden Club installed a Gold Star Memorial Byway Marker on November 11, 2023, in Kelso, WA. The event was attended by local Gold Star families, garden club members, the WSFGC President, 1<sup>st</sup> Vice President, and Membership Chairman.



\*\*\*\*\*

I am the Healing, Therapy and Memorial Gardens chairman for the region and want to get an idea of where these types of gardens are. If your club has one of these gardens or knows of ones in your area, I would like more information. You can take a survey at [https://docs.google.com/forms/d/1g7PrZldV\\_wLrFuwx6BepAHx6rV8saGHmaNvtZ36bk](https://docs.google.com/forms/d/1g7PrZldV_wLrFuwx6BepAHx6rV8saGHmaNvtZ36bk).

**Daina Moore, Chairman**